

MANAGED FUNDS SERVICE

SUMMARY

FT.COM/FUNDS

Table with columns: Fund Name, 1Y Return, 3Y Return, 5Y Return, 10Y Return, Fund Name, 1Y Return, 3Y Return, 5Y Return, 10Y Return, Fund Name, Base Currency, Morningstar Rating, Morningstar Rating 5Y, Morningstar Rating 10Y, Morningstar Rating 15Y, Morningstar Rating 20Y, Morningstar Rating 25Y, Morningstar Rating 30Y, Morningstar Rating 35Y, Morningstar Rating 40Y, Morningstar Rating 45Y, Morningstar Rating 50Y, Morningstar Rating 55Y, Morningstar Rating 60Y, Morningstar Rating 65Y, Morningstar Rating 70Y, Morningstar Rating 75Y, Morningstar Rating 80Y, Morningstar Rating 85Y, Morningstar Rating 90Y, Morningstar Rating 95Y, Morningstar Rating 100Y.

Advertising Feature: eden tree investment management logo and text.

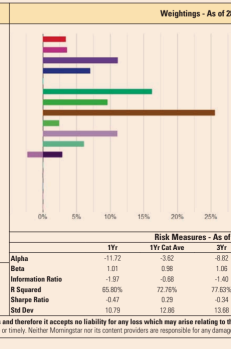
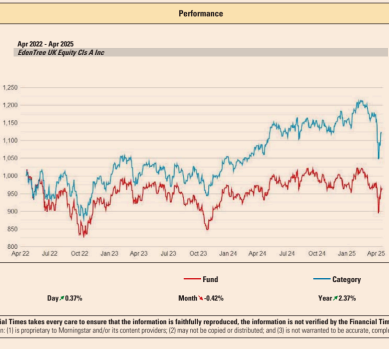


Table with columns: Risk Measures - As of 31/03/2025, Top 10 Holdings - As of 28/02/2025, Sector, Holding, Sector, Weighting.

Algebra Investments logo and list of fund names and returns.

Canaccord International Fund Managers Limited (IER) logo and list of fund names and returns.

Dragon Capital logo and list of fund names and returns.

Janus Henderson Investors logo and list of fund names and returns.

Brown Advisory logo and list of fund names and returns.

CP Global Asset Management logo and list of fund names and returns.

Eden Tree Investment Management logo and list of fund names and returns.

Findlay Park logo and list of fund names and returns.

Artemis Fund Managers Ltd logo and list of fund names and returns.

CP Capital Asset Management logo and list of fund names and returns.

Euronova Asset Management UK LLP logo and list of fund names and returns.

Fundsmith Equity Fund logo and list of fund names and returns.

Blue Whale Growth Fund logo and list of fund names and returns.

Dodge & Cox Worldwide Funds logo and list of fund names and returns.

Fidelity International logo and list of fund names and returns.

Guinness Global Investors logo and list of fund names and returns.

Blue Whale Investment Funds ICAV logo and list of fund names and returns.

Canaccord Investors Group logo and list of fund names and returns.

Fidelity International logo and list of fund names and returns.

Guinness Global Investors logo and list of fund names and returns.

MANAGED FUNDS SERVICE

Fund Bid Offer +/- Yield 1Yr 3Yr Fund Bid Offer +/- Yield 1Yr 3Yr Fund Bid Offer +/- Yield 1Yr 3Yr



McInroy & Wood Portfolios Limited
Authorised Inv Funds
Balanced Fund Acc £ 57.76 -0.03 1.50 -8.00 -1.50
Balanced Fund Inc £ 55.76 -0.03 1.54 -8.10 -1.58
Emerging Markets Fund Acc £ 20.15 -0.22 2.16 -4.49 -5.23

Platinum Capital Management Ltd
Other International Funds
Platinum All Star Fund A £ 173.48 - - - - 5.54 3.70
Platinum Global Growth VCIS Fund £ 9.76 -0.08 0.00 -1.11 -1.94

Stonehage Fleming Investment Management Ltd (IRL)
Authorised Inv Funds
Superfund Global Growth £ 933.05 -3.84 0.00 -1.53 1.98
Superfund Global Divd £ 201.89 -4.62 0.00 -1.57 1.44

Private Fund Mgrs (Germany) Ltd
Registered
Momentum Growth 15/04/2025 £ 262.16 507.54 21.06 0.59 1.82 -0.35



Milltrust International Managed Investments (ICAV) (RL)
Registered
Milltrust Impact Europe Fund Class £ 96.07 -0.60 0.00 0.84 -0.75

Purisma Investment Fds (UK) (1200F) (UK)
Authorised Inv Funds
Global Total Fd PCSI A 488.38 -4.17 0.27 -3.59 8.29
Global Total Fd PCSI B 482.42 -4.11 0.00 -3.62 7.98

Superfund Asset Management GmbH
Authorised Inv Funds
Superfund Green Gold £ 105.03 -35.49 0.00 -7.63 -14.86
Superfund Green Silver £ 508.05 -16.85 0.00 -23.59 -22.35

Milltrust International Managed Investments SPC
Registered
Milltrust Alaska Bond Fund SP £ 76.91 -0.18 0.00 -13.83 -4.80
Milltrust London Alpha Fund SP £ 111.72 -0.00 0.00 28.37 3.32

Purisma Investment Fds (CI) Ltd (JER)
Registered
PCI B £ 383.07 -3.72 0.00 1.01 7.18
PCI C £ 384.44 -3.59 0.00 0.78 6.59

Thesis Unit Trust Management Limited (UK)
Registered
Thesis UK Govt Bond A 2011 Inc £ 20.73 -0.03 0.73 1.62 2.50
Thesis UK Govt Bond A 2014 Acc £ 21.12 -0.03 0.72 1.54 2.50



Ministry of Justice Common Investment Funds (UK)
Property & Other UK Unit Trusts
The Equity UK Tracker Fd Acc £ 286.03 -0.00 2.39 4.14 4.06

Ram Active Investments SA
Other International Funds
RAM Systemic Energy Markets Eq £ 258.07 258.07 -1.30 -0.37 4.43
RAM Systemic European Eq £ 689.09 689.09 0.15 0.02 1.89

Toscafund Asset Management LLP
Authorised Inv Funds
Tosca Mid Cap GBP £ 111.80 -0.84 0.00 -29.93 -21.59
Tosca Opportunity 0 USD £ 252.91 -15.30 0.00 -29.95 -19.96



Mirabaud Asset Management (LUX)
Registered
Mirabaud Global Bond Fund £ 132.55 -0.27 0.00 4.61 2.53
Mirabaud Global Cap GBP £ 238.74 -0.11 0.00 11.80 2.80

Royal London (UK)
Authorised Inv Funds
Royal London Diversified Bond £ 2.52 -0.01 1.47 -0.12 2.19
Royal London Sustainable World £ 382.40 -2.89 0.00 2.00 3.20



Oasis Crescent Global Investment Funds (UK) (ICVC) (UK)
Registered
Oasis Crescent Global Growth £ 21.84 -0.17 0.81 2.78 1.58
Oasis Crescent Global Income £ 10.16 -0.00 2.32 5.43 2.27

Ruffer LLP 1200F (UK)
Authorised Inv Funds
WS Ruffer Diversified Bond C Inc £ 104.75 -0.58 0.54 -3.09 -0.71
WS Ruffer Diversified Bond C Inc £ 102.97 -0.56 0.65 3.88 -0.71

Troy Asset Mgt (1200) (UK)
Authorised Inv Funds
Troyjan Investment Funds
Troyjan Ethical Global Inc £ 112.41 0.08 2.45 6.62 2.39
Troyjan Ethical Global Inc £ 103.53 0.08 2.49 6.93 2.39

Troy Asset Mgt (1100) (IRL)
Authorised Inv Funds
Troyjan Investment Funds
Troyjan Ireland £ 1.71 0.00 0.00 5.71 2.54
Troyjan Ireland £ 1.21 0.00 0.00 6.93 0.71

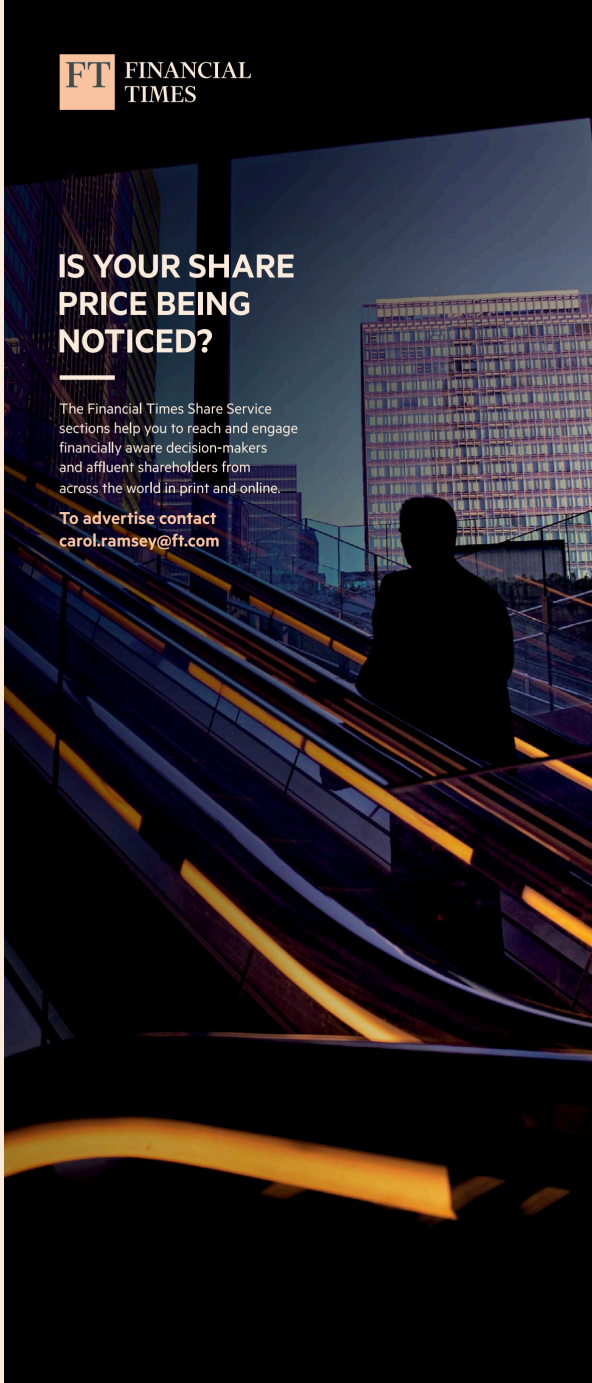
Oemia Fund Ltd
Other International Funds
Estimote NAV £ 110.76 -32.34 0.00 0.84 14.18



Troyjan Funds (Ireland) Plc
Troyjan Ireland £ 1.71 0.00 0.00 5.71 2.54
Troyjan Ireland £ 1.21 0.00 0.00 6.93 0.71



SICO BSC (I) (IRL)
Registered
Phoenix Equity Fund £ 614.07 -0.51 0.00 6.78 -1.58
SICO Kingdom Equity Fund £ 38.51 -0.00 0.00 2.20 1.47



FT FINANCIAL TIMES

IS YOUR SHARE PRICE BEING NOTICED?

The Financial Times Share Service sections help you to reach and engage financially aware decision-makers and affluent shareholders from across the world in print and online.

To advertise contact carol.ramsey@ft.com

Guide to Data

The fund prices quoted on these pages are supplied by the operator of the relevant fund. Details of funds published on these pages, including prices, are for the purpose of information only and should only be used as a guide. The Financial Times Limited makes no representation as to their accuracy or completeness and they should not be relied upon when making an investment decision. The sale of interests in the funds listed on these pages may, in certain jurisdictions, be restricted by law and the funds will not necessarily be available to persons in all jurisdictions in which the publication circulates. Persons in any doubt should take appropriate professional advice. Data collated by Morningstar. For other queries contact reader.enquiries@ft.com +44 (0)20 7873 4211. The fund prices published in this edition along with additional information are also available on the Financial Times website, www.ft.com/funds. The funds published on these pages are grouped together by fund management company. Prices are in pence unless otherwise indicated. The charge, if shown, is the charge on the previously quoted price (not all funds update prices daily). These designated 5 with no prefix refer to US dollars. Yield percentage figures in Tuesday to Saturday papers allow for buying expenses. Prices of certain older insurance linked plans might be subject to capital gains tax on sales. Guide to pricing of Authorised Investment Funds (compiled with the assistance of the IMA, The Investment Association, Camomile Court 23 Camomile Street, London EC3A 7LL. Tel: +44 (0)20 7831 0888) OIEIC Open-Ended Investment Company. Similar to a unit trust but using a company rather than a trust structure. Different share classes are issued to reflect a different currency, charging structure or type of holder. Selling price: Also called bid price. The price at which units in a unit trust are bought by investors. Includes manager's initial charge. Single price: Based on a mid-market valuation of the underlying investments. The buying and selling price for shares of an OEIC and units of a single priced unit trust are the same. Treatment of manager's periodic capital charge: The letter C denotes that the trust deducts all or part of the manager's/operator's periodic charge from capital, contact the manager/operator for full details of the effect of this course of action. Exit Charges: The letter E denotes that an exit charge may be made when you sell units, contact the manager/operator for full details. Time: Some funds give information about the timing of prices. The time shown alongside the fund manager's/operator's name is the valuation point for their unit trusts/OEICs, unless another time is indicated by the symbol alongside the individual unit trust/OEIC name. The symbols are as follows: \* 0001 to 1700 hours; \* 1701 to 1400 hours; \* 1401 to 1700 hours; \* 1701 to midnight. Daily dealing prices are set on the basis of the valuation point, a short period of time may elapse before prices become available. Historic pricing: The letter H denotes that the manager/operator will normally deal at the price set at the most recent valuation. The prices shown are the latest available before publication and may not be the current dealing levels because of an intervening portfolio revaluation or a switch to a forward pricing basis. The managers/operators must deal at a forward price on request, and may move to forward pricing at any time. Forward pricing: The letter F denotes that the managers/operators deal at the price to be set at the next valuation. Investors can be given no definite price in advance of the purchase or sale being carried out. The price appearing in the newspaper are the most recent provided by the managers/operators. Scheme particulars, prospectus, key features and reports: The most recent particulars and documents may be obtained free of charge from fund managers/operators. \* Indicates funds which do not price on sales. Charges for this advertising service are based on the number of lines published and the classification of the fund. Please contact data@ft.com or call +44 (0)20 7873 3132 for further information. Data Provided by MORNINGSTAR www.morningstar.co.uk As shown is for information purposes only. No offer is made by Morningstar or this publication.